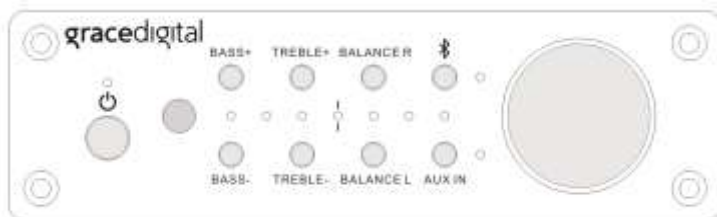


Bluetooth integrated amplifier

a **gracedigital** creation



USER Guide

Model's GDI-BTAR122 & GDI-BTAR502

gracedigital

Important Safety Instructions and Warnings

Please read before installation

WARNING:

- To reduce the risk of fire or electrical shock, do not expose the product to rain or moisture
- The product should not be exposed to any dripping or splashing liquid
- Objects filled with liquids, such as vases, should not be placed on the product
- No open flame sources, such as lighted candles, should be placed on the product
- Keep the remote control battery or optional rechargeable battery away from children. It may cause a fire or a chemical burn if mishandled. Do not disassemble, heat above 100° C (212° F), or incinerate. Dispose of used batteries promptly. Replace only with a battery of the correct type and model number.

CAUTION:

1. Please retain these safety instructions for future reference.
2. Please follow these instructions. These instructions contain information for your safety.
3. Please heed the safety warnings on the product and in the user's guide. Failure to do so could result in injury or damage to the product.
4. Power source - the product must only be connected to a power supply of the type specified in the user's guide or as marked on the product.
5. Power cord protection – protect the power cord from damage. Do not walk on the power cord. Please take care not to let the power cord become pinched, particularly at or near the plug.
6. Water and moisture - the product should not be used near water (for example, near a bathtub, washbowl, kitchen sink, laundry tub, in a wet basement, or near a swimming pool etc.)
7. Heat - keep the product away from heat sources such as radiators, heat registers, stoves or other appliances that produce heat.
8. Damage requiring service - the product should be serviced by qualified service personnel If:
 - a) The power supply cord or the plug has been damaged: or
 - b) Objects have fallen or liquid has been spilled into the product: or
 - c) The product has been exposed to rain: or
 - d) It does not appear to operate normally or exhibits a marked performance change: or
 - e) The product has been dropped, or the enclosure damaged.
13. Servicing - the user should not attempt to service the product. All servicing should be referred to qualified service personnel at www.gracesupport.com.
14. Unplug the power adapter during lightning storms or when unused for long periods of time.

ADVISORY

This Product is intended for **North American markets**. The GRACE GDI-BTAR122 and BTAR502 are in compliance with the essential requirements and other relevant provisions of Directive 1999/5/EC

ADVISORY

FCC Compliance and Advisory Statement: This device complies with **Part 15** of the **FCC Rules**. Operation is subject to the following two conditions: 1) this device may not cause harmful interference, and 2) this device must accept any interference received, including interference that may cause undesired operation

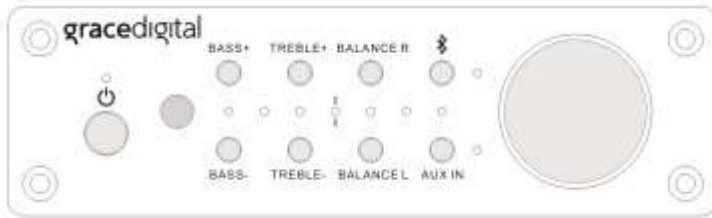
NOTE: This equipment has been tested and found to comply with the limits for a Class B digital device, pursuant to **Part 15** of the **FCC Rules**. These limits are designed to provide reasonable protection against harmful interference in a residential installation. This equipment generates uses and can radiate radio frequency energy and, if not installed and used in accordance with the instructions, may cause harmful interference to radio communications. However, there is no guarantee that interference will not occur in a particular installation. If this equipment does cause harmful interference to radio or television reception, which can be determined by turning the equipment off and on, the user is encouraged to try to correct the interference by one or more of the following measures:

To comply with FCC RF exposure compliance requirements, a separation distance of at least 20 cm must be maintained between the antenna of this device and all persons. This device must not be co-located or operating in conjunction with any other antenna or transmitter.”

WARNING

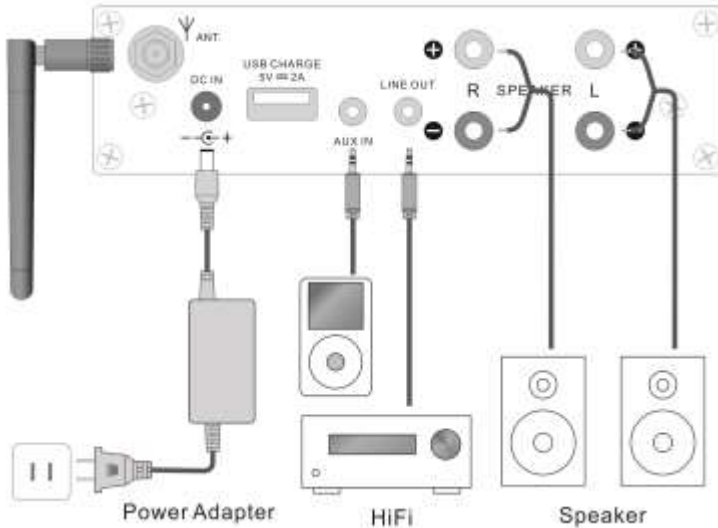
This product may contain chemicals listed in **Proposition 65** (http://www.oehha.ca.gov/prop65/prop65_list/Newlist.html) that may be known to cause cancer, birth defects or other reproductive harm

Front Panel



- **Power:** Press to turn unit on from standby. If there are no current Bluetooth saved pairs the amplifier will automatically go into pairing mode. The amplifier will remember your previous settings, source selection, and Bluetooth pairs from your prior listening sessions.
- **Bass:** Press BASS+ to increase bass or BASS- to decrease bass. When the LED light is on the center LED the bass is set to the neutral position.
- **Treble:** Press TREBLE + to increase treble or TREBLE- to decrease treble. When the LED light is on the center LED the treble is set at the neutral position.
- **Balance:** Press BALANCE R to center audio towards the right speaker or BALANCE L to center audio towards the left speaker. When the LED light is on the center LED the balance is perfectly centered.
- **Bluetooth:** Press once to select Bluetooth as your audio source. Press and hold approximately 5 seconds to enter into Bluetooth pairing mode. The BT light will start flashing when ready to pair with your Bluetooth device and solid blue when the pairing is ready and music can be played. The amplifier will show up as 'Grace Digital' on your device and no password is required. While music is playing via Bluetooth, briefly pressing the BT button will pause the song playing. Pressing it again will play the song.
- **Aux in:** Press to play music from your optional wired audio source
- **Volume:** Rotate to the right to raise the volume and left to lower the volume

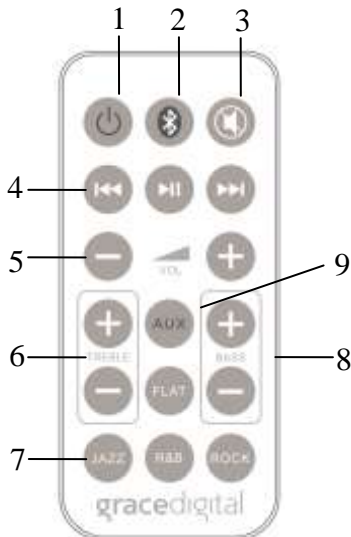
Back Panel



- **ANT.:** Thread the included Bluetooth antenna to this screw
- **DC IN:** Insert the included power adapter into this connector
- **USB CHARGE:** Optionally charge smartphones or tablets. (Does not support playing audio from this port)
- **AUX IN:** Optionally connect any standard wired audio source
- **LINE OUT:** Optionally connect to a home stereo line-in connection, computer's audio input jack, or powered speakers. The amplifier will play music simultaneously via line-out and the speaker connections.
- **SPEAKER:** Connect any standard non-powered stereo speakers

Remote Control

1. Power button: Turns the Bluetooth integrated amplifier on/off
2. Bluetooth: Press to play audio from a connected Bluetooth device. Press for 5 seconds to enter Bluetooth pairing mode. Light will flash while pairing and constant when pairing is successful.
3. Mute: Mute on/off
4. Track selection: previous song, play/pause, next song
5. Volume: Press '+' to increase volume or '-' to decrease the volume
6. Treble: To increase treble press '+', to decrease treble press '-'
7. Equalizer settings: JAZZ, R&B, ROCK, and FLAT. Flat will reset all equalizer settings back to the neutral factory defaults.
8. Bass: To increase bass press '+', to decrease bass press '-'
9. AUX: Switch audio input to the optional wired auxillary connection



Specifications

Model: GDI-BTAR122

24 watt class D Digital amplifier (12 watts per channel)

- Bluetooth 4.0, remembers 8 Bluetooth devices
- 100-240V, 12V 2A switching power supply
- THD < 0.05% @12w
- Frequency response: 20Hz – 20kHz
- Channels: 2 (stereo)
- Dimensions: 5.9" x 4.9" x 1.5"

Model: GDI-BTAR502

100 watt class D Digital amplifier (50 watts per channel)

- Bluetooth 4.0 and aptX, remembers 8 Bluetooth devices
- 100-240V, 25V 4.3A switching power supply
- THD < 0.1% @50w
- Frequency response: 20Hz – 20kHz
- Channels: 2 (stereo)
- Dimensions: 5.9" x 4.9" x 1.5"

What's in the Box

- Bluetooth integrated amplifier
- UL approved AC power adapter
- External Bluetooth antenna
- Remote control and remote control battery
- Aux in cable
- Manual

Warranty

Your Bluetooth integrated amplifier is guaranteed against original defects in materials, manufacture and workmanship for one year from the date of purchase.

Under this warranty, repair of any defect or, at the company's discretion, replacement of the faulty component(s) without charge for parts or labor, is agreed. This warranty does not imply any acceptance by Grace Digital Inc., retailers or its agents for consequential loss or damage and specifically excludes fair wear and tear, accident, misuse of unauthorized modification.

This warranty is applicable in the United States only and does not in any way limit the customer's legal rights. Claims and enquiries under the warranty for Grace products purchased outside the USA should be addressed to the local importers or distributors. If you have reason to make a claim under the warranty please contact your dealer in the first instance. Please retain all original packaging materials for possible future use. Grace Digital provides their Canadian, Central & South American dealers, distributors, and retailers with a 1 year warranty.

- Your **Bluetooth integrated amplifier** is supported by a limited manufacturer's warranty for product defects in material or workmanship that may be evident under normal use for 1 year from date of purchase from an authorized franchisee or dealer.
- The warranty stated herein is the only warranty applicable to this product. All other warranties, expressed or implied are hereby disclaimed and are limited by the written limited warranties contained herein. Except as provided herein, the manufacturer shall have no liability or responsibility to a customer or any other person or entity with respect to any liability, loss or damage caused directly or indirectly by use or performance of the product or arising out of any breach of this warranty, including, but not limited to, any damages resulting in inconvenience, loss of time, data, property, or profit or any indirect, special, incidental, or consequential damages, even If the manufacturer has been advised of the possibility of such damages.
- In the event of a product defect during the warranty period, return of the product and your sales receipt as proof of purchase date for your **Bluetooth integrated amplifier** unit is required and shall, at the discretions of the manufacturer, result in: (a) correction of the defect by repair without charge for parts and labor; (b) replacement with the same or similar design; or (c) refund for the purchase price If purchased directly from Grace Digital and returned within 30 days of purchase. All replaced parts and products, and products, on which a refund may be made, become the property of the manufacturer. New or reconditioned parts/ products should be warranted for the remainder of the original warranty period.
- **The warranty does not cover:**
 - (a) damage or failure caused by or attributed to acts of God, abuse, accident, misuse, improper installation or improper maintenance, alteration, lightning or excessive voltage or current;

- (b) any repairs other than those provided by a **Grace Digital** authorized service facility;
- (c) consumables such as fuses or batteries;
- (d) cosmetic damage;
- (e) transportation, shipping or insurance costs;
- (f) costs of product removal, installation, set-up, service adjustment or re-installation.
- Customers are responsible for any shipping costs related to product return, repair and/or refund.
- Warranty terms may be revised without notification at the discretion of the manufacturer.
- aptX – AptX is a trademark of CSR (Cambridge Silicon Limited)

Customer Service and Support

Thank you for your purchase. For questions regarding your product please visit us at:

www.gracedigital.com or contact us at: <http://www.gracesupport.com>
